



## PRODUCT/PROCESS CHANGE NOTIFICATION (PCN)

PCN #: <b>A050801 Device Marking</b> Date: May 8, 2001 Product Affected: See list below  Manufacturing Location Affected: N/A Date Effective: June 1, 2001	MEANS OF DISTINGUISHING CHANGED DEVICES <input checked="" type="checkbox"/> <b>Product Mark</b> <input type="checkbox"/> Back Mark <input type="checkbox"/> Date Code <input type="checkbox"/> Other
Contact: Ted Rudolph Title:    Quality Engineering Manager Phone:   408-328-3530 Fax #:    408-962-6859 E-mail:   trudolph@plxtech.com	
<b>AREA AFFECTED BY THE CHANGE</b> <input type="checkbox"/> Die Technology <input type="checkbox"/> Wafer Fabrication process <input checked="" type="checkbox"/> <b>Assembly Process</b> <input checked="" type="checkbox"/> <b>Inspection and Pattern recognition equipment</b> <input type="checkbox"/> Material <input type="checkbox"/> Testing <input type="checkbox"/> Manufacturing Site <input type="checkbox"/> Data Sheet	<b>PURPOSE</b> PLX Technology has standardized the top side marking for all PCI products. Marking content has changed and will affect inspection, pattern recognition, and tray and board loading equipment.  <b><u>PRODUCTS AFFECTED</u></b> <a href="#">PCI9030 QFP</a> , <a href="#">PCI9030 uBGA</a> , <a href="#">PCI9050 QFP</a> , <a href="#">PCI9052 QFP</a> , <a href="#">PCI9054 QFP</a> , <a href="#">PCI9054 uBGA</a> , <a href="#">PCI9060-3A QFP</a> , <a href="#">PCI9060SD-1A QFP</a> , <a href="#">PCI9060ES-1QFP</a> , <a href="#">PCI9080-3 QFP</a> , <a href="#">PCI9080-3HR QFP</a> , <a href="#">IOP480 QFP</a> , <a href="#">IOP480 uBGA</a> All new products will be marked in the same manner. See above links for marking content detail.
<b>RELIABILITY/QUALIFICATION SUMMARY:</b> Not Applicable	
<b>CUSTOMER ACKNOWLEDGEMENT OF RECEIPT:</b> Not Applicable	
<div style="display: flex; justify-content: space-between;"> <div>           Customer: _____             Name/Date: _____             Title: _____         </div> <div> <input checked="" type="checkbox"/> <b><i>Approval for shipments prior to effective date.</i></b>             E-Mail Address: _____             Phone# /Fax#: _____         </div> </div> <p><b>Customer Comments:</b></p> <p>_____</p> <p>_____</p> <p>_____</p> <div style="display: flex; justify-content: space-between; margin-top: 20px;"> <span>REC'D. BY: _____</span> <span>DATE: _____</span> </div>	



## PCI9030 Device Marking Specification

For font size and placement refer to specification **1043-10030-SPC**.



Line 1: PLX logo (centered)

Line 2: Product Ordering Number

Line 3: YYWW, ESD Triangle

Line 4: Lot Number, Country of Manufacture



## PCI9030 Device Marking Specification

For font size and placement refer to specification 1043-10030-SPC.



Line 1: PLX logo (centered)

Line 2: Product Ordering Number


Line 3: YYWW, ESD Triangle

Line 4: Lot Number, Country of Manufacture



## PCI9050 Device Marking Specification

For font size and placement refer to specification **1043-10030-SPC**.



Line 1: PLX logo (centered)

Line 2: Product Ordering Number


Line 3: YYWW, ESD Triangle

Line 4: Lot Number, Country of Manufacture



## PCI9052 Device Marking Specification

For font size and placement refer to specification **1043-10030-SPC**.



Line 1: PLX logo (centered)

Line 2: Product Ordering Number

Line 3: YYWW, ESD Triangle

Line 4: Lot Number, Country of Manufacture



## PCI9054 Device Marking Specification

For font size and placement refer to specification **1043-10030-SPC**.



Line 1: PLX logo (centered)

Line 2: Product Ordering Number


Line 3: YYWW, ESD Triangle

Line 4: Lot Number, Country of Manufacture



## PCI9054 Device Marking Specification

For font size and placement refer to specification **1043-10030-SPC**.



Line 1: PLX logo (centered)

Line 2: Product Ordering Number


Line 3: YYWW, ESD Triangle

Line 4: Lot Number, Country of Manufacture



## PCI9060-3A Device Marking Specification

For font size and placement refer to specification **1043-10030-SPC**.



Line 1: PLX logo (centered)

Line 2: Product Ordering Number

Line 3: YYWW, ESD Triangle

Line 4: Lot Number, Country of Manufacture





## PCI9060SD-1A Device Marking Specification

For font size and placement refer to specification **1043-10030-SPC**.



Line 1: PLX logo (centered)

Line 2: Product Ordering Number


Line 3: YYWW, ESD Triangle

Line 4: Lot Number, Country of Manufacture



## PCI9060ES Device Marking Specification

For font size and placement refer to specification **1043-10030-SPC**.



Line 1: PLX logo (centered)

Line 2: Product Ordering Number


Line 3: YYWW, ESD Triangle

Line 4: Lot Number, Country of Manufacture



## PCI9080-3 Device Marking Specification

For font size and placement refer to specification **1043-10030-SPC**.



Line 1: PLX logo (centered)

Line 2: Product Ordering Number


Line 3: YYWW, ESD Triangle

Line 4: Lot Number, Country of Manufacture



## PCI9080-3HR Device Marking Specification

For font size and placement refer to specification **1043-10030-SPC**.



Line 1: PLX logo (centered)

Line 2: Product Ordering Number

Line 3: YYWW, ESD Triangle

Line 4: Lot Number, V (high reliability indicator), Country of Manufacture



## IOP480 Device Marking Specification

For font size and placement refer to specification **1043-10030-SPC**.



Line 1: PLX logo (centered)

Line 2: Product Number

Line 3: PowerPC™ logo


Line 4: Product Ordering Number

Line 5: Lot Number, Country of Manufacture



## IOP480 Device Marking Specification

For font size and placement refer to specification **1043-10030-SPC**.



Line 1: PLX logo (centered)

Line 2: Product Number

Line 3: PowerPC™ logo

Line 4: Product Ordering Number

Line 5: Lot Number, Country of Manufacture