



Employee and Partner Proctored Exam Registration Process

This document reviews the steps to register for an exam and earn a Symantec certification or accreditation.

For questions, please contact
global_exams@symantec.com

Registration overview

1	Obtain a CertTracker account.
2	Log in to CertTracker and activate your account.
3	Log in to the Pearson VUE registration system.
4	Select the applicable exam.
5	Select a test center.
6	Schedule an appointment.
7	Check out.
8	Apply discounts and pay.
9	Submit order.

Allow approximately 20 minutes to complete the entire process.

1

Obtain a CertTracker account.

All

If you already have a [CertTracker](#) account, log in and [skip to Step 3](#).

If you forget your credentials, click **Account Login Recovery**, wait for an e-mail, and follow the recovery instructions to reset your user name and create a new password.

Symantec Employee

A

Complete the Symantec [Employee Questionnaire](#).

B

Wait 24 hours for your CertTracker account to be created.

Symantec Partner

A

Create a [PartnerNet](#) account, if one does not already exist.

B

Wait 48 hours for CertTracker account to be created if creating a new PartnerNet account.

All

A

Open the e-mail confirmation.

B

Click the activation link and type the account activation code when prompted.

C

Verify your user name and set your password.

D

Click **Agree to terms**.

Symantec Partner

E

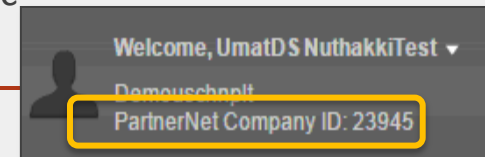
Click **Personal Information**.

F

Verify that your Symantec partner ID is present.

G

Contact global_exams@symantec.com for corrections.



Logout

[Logout](#)

Home

[Manage Notifications](#)

[Home](#)

[Personal Information](#)

[Update Personal Info](#)

[History](#)

[Change Password](#)

[New Incident](#)

[Supporting Requirements](#)

Certifications

[Certification Progress](#)

[Request Certificate](#)

[Publish Credentials](#)

Downloads

The changes to this candidate have been successfully saved.

Important Exam Registration Announcements

IMPORTANT NOTE ABOUT EXAM REGISTRATION: Your name must exactly match what is listed in Symantec CertTracker and your identification that is presented at a Pearson VUE test center or you will be required to take an exam **and forfeit your exam fee**. Candidate name and company name changes can only be made by submitting a CertTracker Incident or emailing Global_Exams@Symantec.com; and, demographic changes must be made at least 48 hours.

Symantec Employees:

In order to receive your employee exam registration discount, you must complete the Symantec Employee Questionnaire in SymLearn. Direct link is below:


https://rod.sumtotalsystems.com/symantec/app/management/LMS_ActDetails.aspx?UserMode=0&ActivityId=166376

It only takes a few minutes and ensures that your employee information is updated in CertTracker. If you have completed the exam and do not see it in CertTracker, please contact global_exams@symantec.com.

For a step by step walkthrough of the registration process, please visit:

http://eval.symantec.com/downloads/edu/Exam%20Registration%20Guidelines_Employees_6June13.pdf

Verifying your CertTracker personal information



Personal Information

New Candidate Record

Fields marked with an * are required.

General Information

* First Name UmatDS
Middle Name
* Last Name NuthakkiTest
Company Name Demouschnplt

To request updates to your "First, Middle, Last" or support incident.

Addresses

* Country UNITED STATES
* Mailing Address address 1
add2
add3
* City city123
* State/Province California
* Postal Code 89078

Email Addresses

Preferred Communications Address Primary Email Address ▼

* Primary Email Address uschnplt@sym.com
* Verify Email Address uschnplt@sym.com

Contact Information

Make the changes you want, and then click Save Changes. If you need assistance, contact

* Indicates required fields.

Title Mr. ▼
First Name* UmatDS
Last Name* NuthakkiTest
Job Title* Admin#\$\$#
Job Description* Administration
Email Address* uschnplt@sym.com

Phone
Mobile Phone

☐ Address is the same as Company Address

Country* Welcome, UmatDS NuthakkiTest ▼
Address* Demouschnplt
PartnerNet Company ID: 23945

add3

City/Town* city123

State/Province/County* California ▼

Postal/Zip Code* 89078

PartnerNet

To request an update to first or last name please contact your Partner Program via 'Contact Us'

Partners verify prefilled information matches PartnerNet account.

3

Log in to the Pearson VUE registration system.

All

A

Click **Schedule Proctored Exams**.

B

Confirm your login and CertTracker ID.

C

Check your language and click **My Profile** to change, if necessary.

PEARSON VUE

Home



Logout

[Logout](#)

Home

[Manage Notifications](#)

[Home](#)

[Personal Information](#)

[Update Personal Info](#)

[History](#)

[Change Password](#)

[New Incident](#)

[Supporting Requirements](#)

Certifications

[Certification Progress](#)

[Request Certificate](#)

[Publish Credentials](#)

Downloads

[Get Logos, etc](#)

Help

[FAQ](#)

[Contact Us](#)

[Incident History](#)

Forms

[Complete a Form](#)

Pearson VUE

[Schedule Proctored Exams](#)

C

Language: **English** | 中文 | 日本語 | 한국어

[Home](#) | [My Profile](#) | [My Order](#) | [Return to Testing Program website](#) | [Sign Out](#)



B

Signed In as: UmatDS NuthakkiTest
Symantec CertTracker ID: 2230274

IMPORTANT: Your name must match exactly what is in CertTracker and the identification that is presented at a test center or you will be unable to take an exam.

4

Select the applicable exam.

All

A Click **View Exams**.B Click **Exam Code** or **Exam Name** to sort the list.

C Click the link to select the applicable exam.

D View exam details.

E Click **Schedule this Exam**.

Home

IMPORTANT: Your name must match exactly what is in CertTracker and an exam.

Symantec Exams

Exam Catalog

A

View Exams

Symantec Certified Specialist (SCS) – PARTNERS/EMPLOYEES ONLY

Exam Code

B

Exam Name[250-505](#)

Administration of Symantec Data Center Security S

[250-513](#)

C

Administration of Symantec Loss Prevention 12

Exam Details

Exam: 250-505: Administration of Symantec Data Center Security S

[View Testing Policies](#)Price^a USD 225.00

Language: English

D

E

Schedule this Exam

5

Select a test center.

All

Test centers are displayed based on proximity to the address in your record.

A

Confirm exam name and language.

B

Change search criteria, if desired.

C

Select test centers of interest.

D

Click **Next** to see available time slots for each selected test center.

Test Center Search

Signed In as: UmatDS NuthakkiTest
Symantec CertTracker ID: 2230274

Exam Selection: ST0-248: Symantec Storage Foundation 6.1 for UNIX Technical Assessment | Language: English

A

[Change Exam](#)

B

Find test centers near:

e.g., "5601 Green Valley Drive, Bloomington, MN" or "Paris, France" or "55437"

MILITARY COMMUNITY looking for on-base test centers, please [click here](#).

You can select up to three test centers to compare availability.

Test Center	Distance* Show km	Directions
<input type="checkbox"/> 1 Connection Training Services 2243 W. Allegheny Avenue 3rd Floor Philadelphia, Pennsylvania 19132 United States	3.5 mi	Get Directions
<input type="checkbox"/> 2 Temple University 1200 Camell Hall 1803 N. Broad St Philadelphia, Pennsylvania 19122-6003	5.1 mi	Get Directions

C

D



All

A

Click the radio button for a center.

B

Choose a date from available days in blue.

C

View the available appointments.

D

Repeat for other test centers, if desired.

E

Select the test center and the time.

Choose Appointment

Signed In as: UmatDS
NuthakkiTest

Exam Selection: ST0-248: Symantec Storage Foundation 6.1 for UNIX Technical Assessment | Language: English

[Change Exam](#)

Test Center

☒ **Connection Training Services**
2243 W. Allegheny Avenue
3rd Floor
Philadelphia, Pennsylvania
19132
United States

☐ **Temple University**
1200 Carnell Hall
1803 N. Broad St
Philadelphia, Pennsylvania
19122-6003
United States

Select Date [Why can't I find an available appointment?](#)

July 2015							August 2015						
Su	Mo	Tu	We	Th	Fr	Sa	Su	Mo	Tu	We	Th	Fr	Sa
5	6	7	1	2	3	4							1
12	13	14	8	9	10	11	2	3	4	5	6	7	8
19	20	21	15	16	17	18	9	10	11	12	13	14	15
26	27	28	22	23	24	25	16	17	18	19	20	21	22
			29	30	31		23	24	25	26	27	28	29
							30	31					

Show available appointments on [Change Test Centers](#)

Available Start Times: Friday, August 14, 2015 at Connection Training Services

Morning

08:00 AM

08:15 AM

08:30 AM

08:45 AM

09:00 AM

Afternoon

12:00 PM

12:15 PM

12:30 PM

12:45 PM

01:00 PM

All

A

Verify your login name and CertTracker ID.

B

Review the exam name, language, location, date, and time.

C

Verify the non-discounted price. Discounts are applied at checkout.

D

Click **Proceed to Checkout**.

E

Verify your name matches the name on the ID card you will present at the testing center.

F

Click **Next**.

My Order

A

Signed In as: UmatDS NuthakkiTest
Symantec CertTracker ID: 2230274

Description	Details	Price	Actions
Exam ST0-247: Symantec Cluster Server 6.1 for UNIX Technical Assessment Language: English Exam Length: 110 minutes	Appointment Friday, August 14, 2015 Start Time: 09:15 AM EDT Change Appointment Location Connection Training Services 2243 W. Allegheny Avenue 3rd Floor Philadelphia, Pennsylvania 19132 United States Change Test Center	225.00	Remove

B

Total Due

C	Subtotal:	225.00	
	Discount:	0.00	Exam restriction for employees
	Estimated Tax:	0.00	
ESTIMATED TOTAL DUE: USD 225.00			
Add Another Exam or Proceed to Checkout			
You can enter voucher/promotion codes on the payment screen.			

D

IMPORTANT: Your name must exactly match the identification that is presented at the test center or you will not be able to sit your exam. [Update my information](#).

E

NaUMatDS NuthakkiTest

Telephone: 1-123-456-7890

All

A

Read and agree to policies and click **Next**.

B

Click **Add Voucher or Promo Code** if you have a voucher, credit, or discount.

C

Type discount information and click **Apply**.

D

Type credit information and billing address.

E

Click **Next**.

☒ I have read and agree to the Symantec policies listed above.

A

Next

Order Total

Employee and **Partner** prices include discounts automatically.


Subtotal: 225.00

Estimated Tax: 0.00

Discount: 0.00

TOTAL DUE: USD 225.00

B

 **Add Voucher or Promo Code** [What is this?](#)

Voucher/Promotion Code:

Apply

C

Card Details

We accept the following cards:



D

*Card Type: Select one...



All

A

Verify all order information.

B

Click **Submit Order**.



C

Your appointment is scheduled and credit card is charged.

Print receipt, with testing center directions and cancellation/change policies.

D

Verify receipt of confirmation e-mail (this is not a receipt).

 An email confirmation has been sent to: uschnplt@sym.com  [Print Receipt](#)

Exam Details

Description	Details	Order Information	Price
Exam 250-403: Administration of Symantec Management Platform 7.1 Language: English Exam Length: 110 minutes	Appointment Monday, June 24, 2013 Start Time: 09:00 AM EDT Location Internetwork Learning Institute Get Directions	Order Number/Invoice 0008-1997-5581 Registration ID 258018873 Status Scheduled	225.00

Payment Details

Exams scheduled for Name: UMatDS NuthakkiTest Symantec CertTracker ID: COMP005026834275	Order Total Subtotal: 225.00 Discount: 0.00 Estimated Tax: 0.00 TOTAL PAID: USD 225.00	<i>To be used by TPQA on internal candidate only.</i>
--	--	---

[Previous](#)
[Cancel Order](#)
[Submit Order](#)



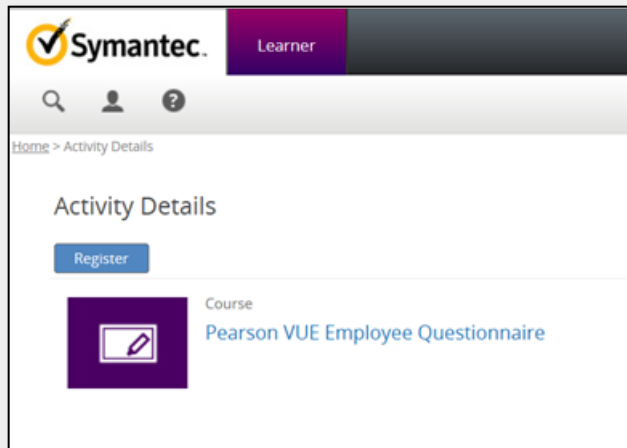
Additional information

Employee questionnaire details

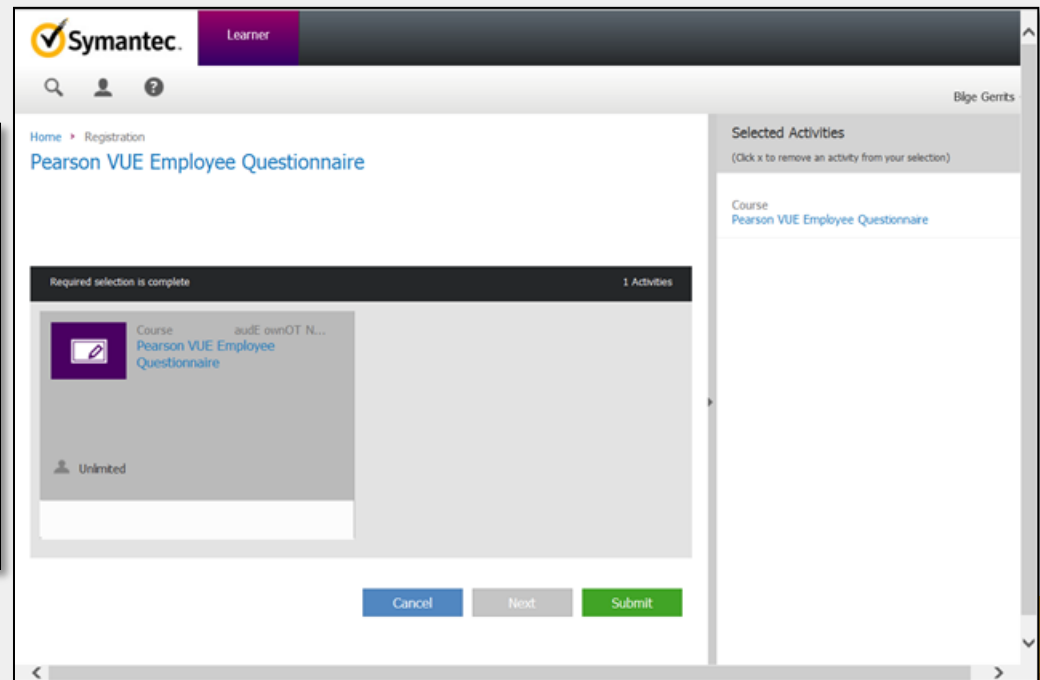
Launching Employee Questionnaire

1. Click [this link](#) to access the employee questionnaire activity on LearnCentral.
2. Select **Employees**.
3. Log in using your Symantec network credentials.
4. Click **Register**.

- Creates a CertTrack account.
- Enables discounted exam fees.



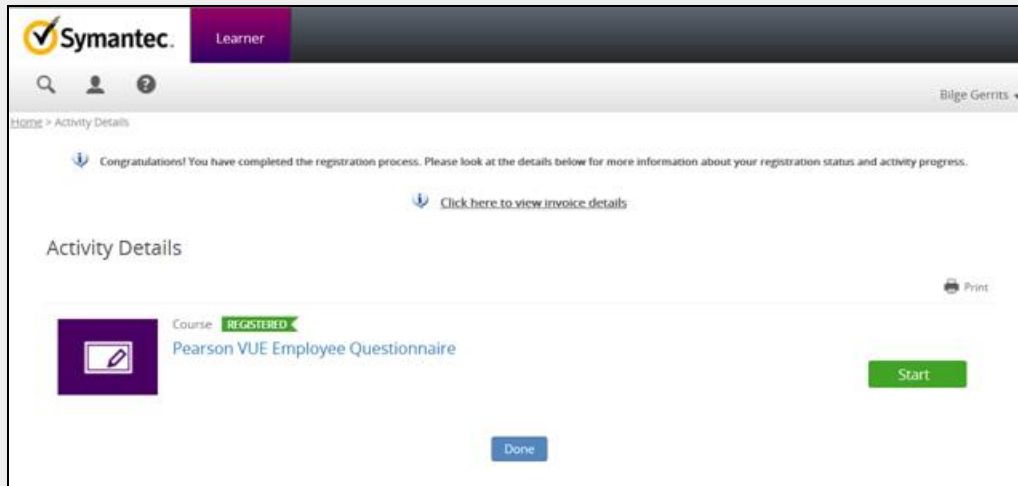
5. Click **Submit**.



Contact global_exams@symantec.com if you have any problems.

Launching Employee Questionnaire

6. Click **Start**.



- Creates a CertTrack account.
- Enables discounted exam fees.

7. Click **Next Question** and answer each question.

8. Click **Finish Assessment** when done.

9. Close the Questionmark window.



Back to start