



Broadcom Credential Management System: [CertMetrics](#)

Exam Registration Process for ‘All Audiences’

For Pearson VUE Third-Party Exams - 2024

[How to Login to the New Certification Manager](#)

FOR BROADCOM EMPLOYEE

- Go to the URL : <https://cp.certmetrics.com/vmware/>
- You will be directed to <https://access.broadcom.com/default/ui/v1/signin/>
- Employees: Please use your OKTA credential to login to CertMetrics



Broadcom Inc. Customer Sign-In

Username

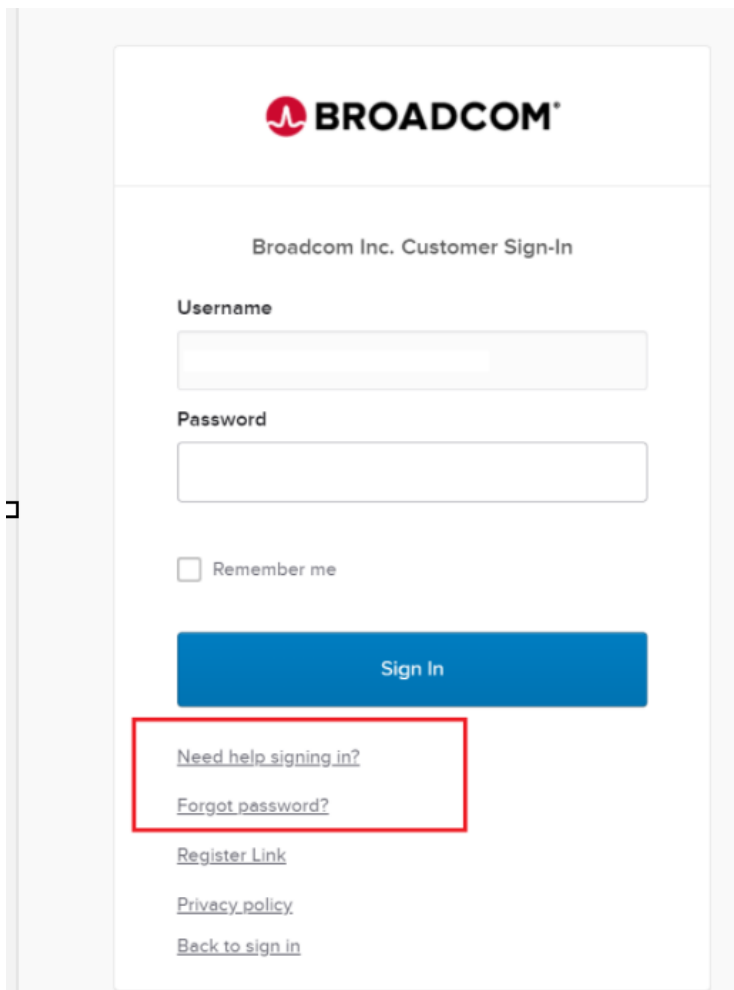
Password

Remember me

Sign In

FOR CUSTOMER AND PARTNERS

- Go to the URL : <https://cp.certmetrics.com/vmware/>
- You will be directed to: <https://access.broadcom.com/default/ui/v1/signin/>
- If you previously had a CLARUS account, you may use the same username / Email address to login to [CertMetrics](#) but it will require a password reset.
- To reset your password, Click on, 'Need help signing in?' >> '[Forgot password?](#)'



BROADCOM

Broadcom Inc. Customer Sign-In

Username

Password

Remember me

Sign In

[Need help signing in?](#)

[Forgot password?](#)


[Register Link](#)

[Privacy policy](#)

[Back to sign in](#)

FOR 'NEW USER REGISTRATION'

- Please click on **'Register Link'** and fill in the details below



Broadcom Inc. Customer Sign-In

Username

Password

Remember me

Sign In

[Need help signing in?](#)

[Forgot password?](#)

[Register Link](#)

[Privacy policy](#)

[Back to sign in](#)

Broadcom Support Portal

Enhance your skills through multiple self-service avenues by creating your Broadcom Account

User Registration

Create your Account

Email Address

Email is required



Enter text from image



Next

⚠ Use of a shared email account or a distribution list (PDL) is a security risk and a violation of the [Terms of Use](#) for this Site.

Having trouble? [Ask our chatbot](#) for assistance.

Broadcom Support Portal

Enhance your skills through multiple self-service avenues by creating your Broadcom Account



Verify your Email Address

Enter the verification code sent to **abhis*****ar@gmail.com**

Didn't receive the code? [Resend](#)

Having trouble? [Click here](#) for help.

Verify & Continue

- Complete the Registration form below and click on **“Create Account”**

Broadcom Support Portal

Enhance your skills through multiple self-service avenues by creating your Broadcom Account

←

Complete your Registration

* First Name
Enter First Name

* Last Name
Enter Last Name

* Country
Select Country

Job Title
Select Job Title

* Password
Enter Password

* Confirm Password
Re-enter Password

I accept the [Terms of Use](#). Your privacy is important to us. Please see our [Privacy Policy](#) for more information.

Create Account

NEXT PAGE:

Broadcom Support Portal

Enhance your skills through multiple self-service avenues by creating your Broadcom Account

Registered Successfully!

Welcome to Broadcom. Based on the information provided you now have access to the following services

- ✓ Product Documentation
- ✓ Communities
- ✓ Public Education ⓘ
- ✓ Public Semiconductors Case Management ⓘ
- ✓ Public Knowledge Base Articles ⓘ

Unlock additional services by Building your Profile

- ⊖ Broadcom Software Support Systems
- ⊖ Brocade Storage Networking Support Systems
- ⊖ Semiconductors Support Systems
- ⊖ Broadcom Partner
- ⊖ eStore
- ⊖ Premium Education

[Yes, I want to Build my Profile](#)

[I'll do it later](#)

- As per your Candidate Status “Customer or Partner” You may click on **“Yes I want to Build my profile”** and add the relevant details.

➤ Make your Selection

- If you are a Customer >> Check box “ Broadcom Software”
- If you are a Partner >> Check box “ Broadcom Partner”

Build your Profile

Complete your profile for access to more
Broadcom products and services

Build your Profile

Complete your profile for access to more Broadcom
products and services

I am interested in:

Broadcom Software
Enterprise, Mainframe, Payment Security, Symantec
and SCRT Report Management

Brocade Storage Networking

Broadcom Partner

eStore

Semiconductors
Broadcom portfolio of Standard and Custom silicon for
Networking, Storage, Broadband, Wireless and
Industrial market segments

Submit

Cancel

FOR CUSTOMER: Enter the details below and “Click Submit”

Build your Profile

Complete your profile for access to more
Broadcom products and services

Build your Profile

Complete your profile for access to more Broadcom
products and services

I am interested in:

- Broadcom Software**
Enterprise, Mainframe, Payment Security, Symantec
and SCRT Report Management

Site ID

[Need help locating your Site ID](#)

Phone Number

- Brocade Storage Networking

- Broadcom Partner

- eStore

- Semiconductors**
Broadcom portfolio of Standard and Custom silicon for
Networking, Storage, Broadband, Wireless and
Industrial market segments

Submit

Cancel

FOR PARTNER:

- Enter the Details below and **'Click Submit'**

Build your Profile

Complete your profile for access to more Broadcom products and services

Build your Profile

Complete your profile for access to more Broadcom products and services

I am interested in:

- Broadcom Software
Enterprise, Mainframe, Payment Security, Symantec and SCRT Report Management
- Brocade Storage Networking
- Broadcom Partner

Company

Phone Number

Address Line 1

Address Line 2

City

Country

State

Zip/Postal Code

- eStore
- Semiconductors
Broadcom portfolio of Standard and Custom silicon for Networking, Storage, Broadband, Wireless and Industrial market segments

Broadcom Partner

Company

Company

Phone Number

Enter the contact number

Address Line 1

Enter the address line 1

Address Line 2

Enter the address line 2

City

Enter the city name

Country

India

State

Select State

Zip/Postal Code

Enter the zip/postal code

If you already have a profile on Support.broadcom.com which needs to be updated, please refer to the KB Article “Updating profile details on the support portal”





<https://knowledge.broadcom.com/external/article/213418/updating-profile-details-on-the-support.html#:~:text=Resolution&text=Click%20on%20the%20drop%2Ddown,go%20to%20%27My%20Profile%27.&text=Enter%20a%20valid%20address%20and,Click%20Save>

CertMetrics Dashboard

Your Dashboard provides a quick view of commonly used links, recent activity and program announcements.

Welcome to Certification Manager!

Features

-  Schedule your exam
-  View your exam history
-  Track your certification status
-  Manage your transcripts

Announcements

No new announcements

How to register for a Pearson VUE Exam

- Click on “Schedule your Exam”

Features

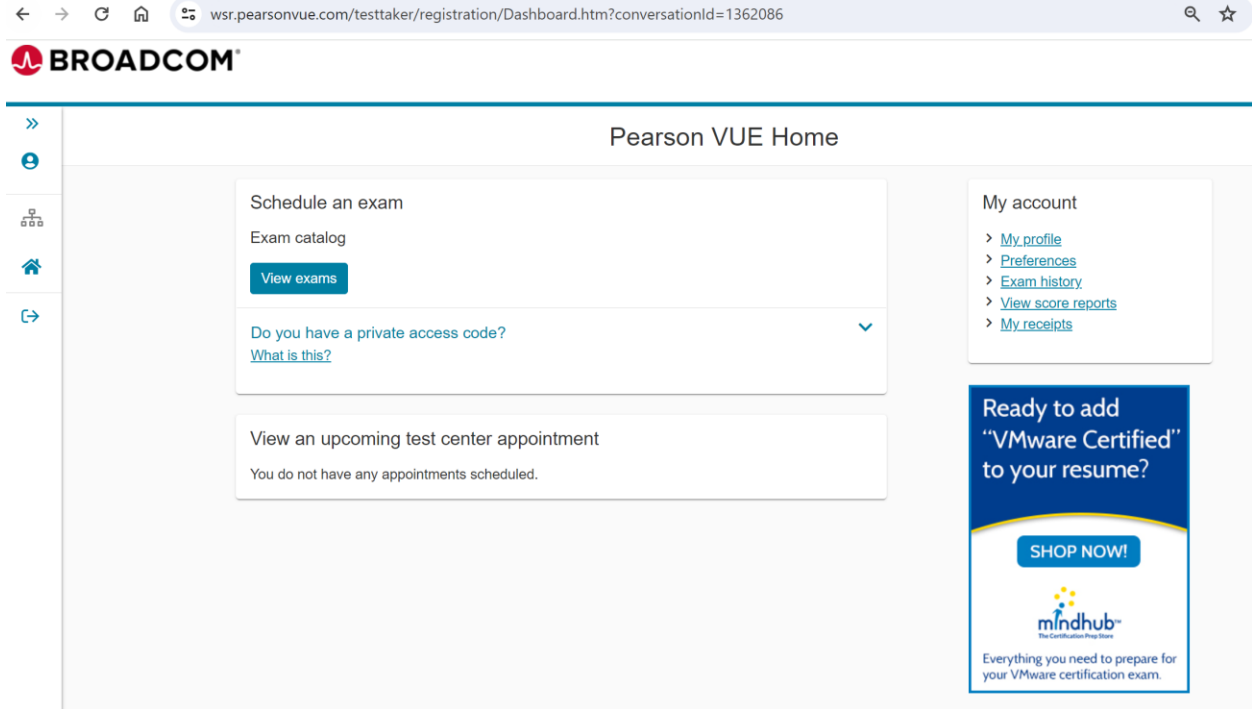


Schedule your exam

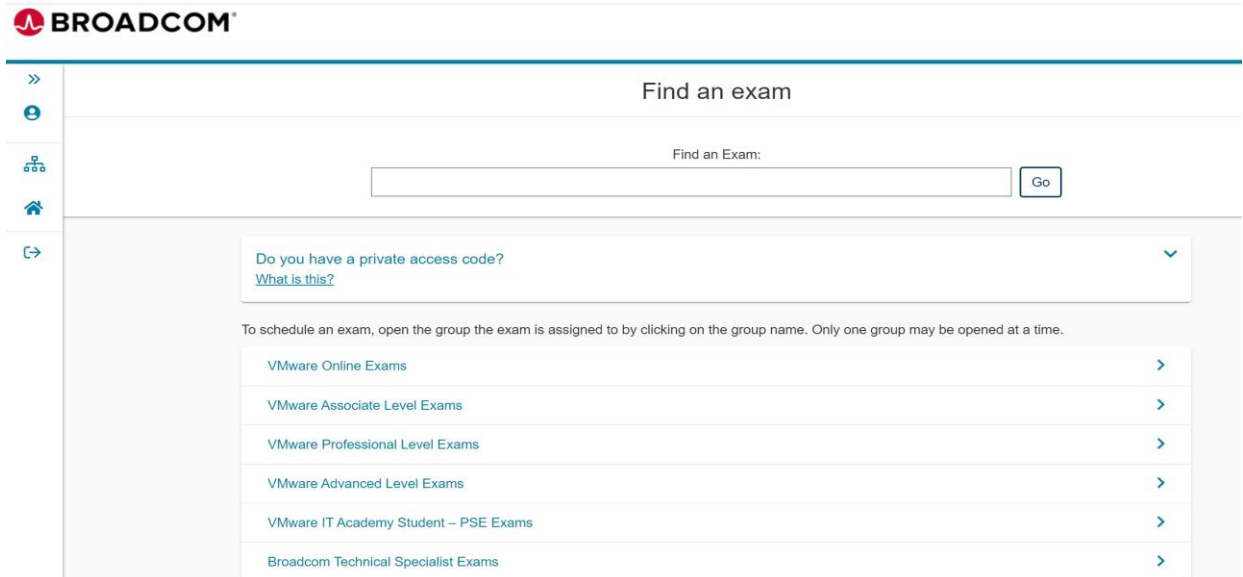
- Click on

SSO TO VUE

➤ Candidate will be directed to Pearson VUE Home Page




➤ Click on **View exams** and Select the Exam that you would like to register for




Scheduling an Online Exam


- If you choose to schedule an online exam, a screen will appear with information on that option.
- You can run a system test, learn about acceptable testing spaces and permitted comfort aids, review admission and ID policies, and watch a short video on the exam check-in process. Once you have done so, click “Next” on this screen.
- The “Online Exam and Broadcom Software Policies” page will display. Please read the information, check each box and then click “Agree” to continue to the “Find appointment” screen.

Where do you want to take your exam?

 At a test center


 Online at my home or office

Prepare for your online exam at your home or office




Your computer

Use a personal computer that has a reliable webcam and internet connection.
Run [system test](#).




Your testing space

The room should be a distraction-free, private place.
See [acceptable spaces](#) and view permitted [comfort aid list](#).



Your photo ID

We'll verify your government-issued identification (ID) when you arrive for your exam.
Review [admission & ID policies](#)



What to expect

Check in for your OnVUE exam 30 minutes before your appointment time.
Watch our [short video](#) to get familiar with the process.

Questions?
Check out the [OnVUE FAQs](#) and [minimum technical requirements](#).

- On the “Find an Appointment” screen, you will first be asked to confirm your preferred time zone. You can change it if you need to.
- You will then use the calendar function to select a date for your exam.
- You will then be asked to select a time for your exam. There are many options between 6:15am and Midnight in your time zone. The system will process your request to ensure that an online Proctor (observer) is available to facilitate your exam.

Scheduling an In-Person Exam


- If you choose to schedule an in-person exam at a Pearson VUE testing center, a screen will appear with information on that option.


- You can review admission and ID policies, review a list of comfort aids, and watch a short video on the testing experience. Once you have done so, click “Next” on this screen.
- The “Agree to Broadcom Software Policies” page will display. Please read the information, then click “Agree” to continue to the “Find a Test Center” screen.

Select exam options


250-573: API Management Proven Professional Exam

Where do you want to take your exam?

 At a test center

 Online at my home or office


Prepare for your test center exam



Your photo ID

We'll verify your government-issued identification (ID) when you arrive for your exam.


Review [admission & ID policies](#).



What to expect

Familiarize yourself with the testing experience so you feel confident on test day.

Watch our [short video](#).



Personal items

Review the items that you can have during testing that do not require prior approval.

View [comfort aid list](#).

Questions?
Check out the [FAQs](#).

[Next](#)

Finish Scheduling an In-Person Exam

- The “Find a Test Center” screen displays a map and a list of local Pearson VUE testing centers, based on the address in your profile.
- Testing Center options show its address and the distance to it. Each listing also has a link for more information on the testing center. Select a test center, then click “Next” on this screen to open the “Find an Appointment” screen.
- On the “Find an Appointment” screen, you will be asked to select a date for your exam, based on the availability of the testing center.
- After selecting the date, you will be asked to select a time for your exam, also based on the availability of the testing center.

Your Home Street Address, State/Province, Zip/Postal Code

Search

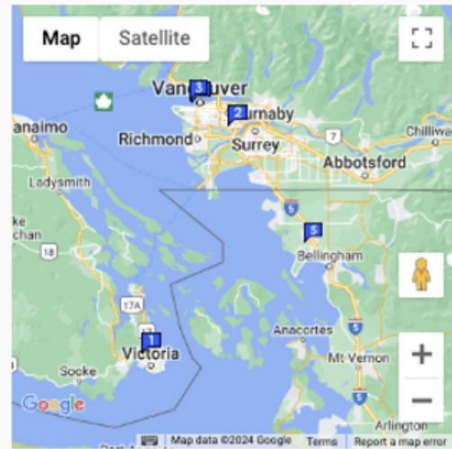
★ MILITARY COMMUNITY looking for on-base test centers, please [click here](#).

You can select up to three test centers to compare availability.

Helpful hints:

- The test center information link may provide directions, parking, wheelchair support or other physical access considerations.
- Distance (mi/km) is a straight line calculated from the center point of your search criteria and does not reflect driving distance.

Test Center	Distance Show km
<input type="checkbox"/> Smart Dolphins IT Solutions Inc 303-3995 Quadra Street Victoria, British Columbia V8X 1J8 Canada Test Center Information	21.0 mi
<input type="checkbox"/> Winston College 1176 Eighth Ave. New Westminster, British Columbia V3M 2R6 Canada Test Center Information	38.8 mi
<input type="checkbox"/> Ashton Testing Services Unit 410 - 1190 Melville Street	39.1 mi



Find an appointment

250-573: API Management Proven Professional Exam

1. Select a date at your preferred test center

Winston College
1176 Eighth Ave.
New Westminster, British Columbia V3M 2R6
Canada

[Find another test center](#)

Select a date from the calendar. Only dates with appointment availability can be selected.

June 2022						
Su	Mo	Tu	We	Th	Fr	Sa
			1	2	3	4
5	6	7	8	9	10	11
12	13	14	15	16	17	18
19	20	21	22	23	24	25
26	27	28	29	30		

[Why can't I find an available appointment?](#)

[Confirm Your Appointment Details](#)

Cart

[Review and confirm](#) contact information to avoid issues on test day.

Description	Details	Price	Actions
Exam 250-573: API Management Proven Professional Exam Language: English Length: 90 minutes ⓘ	Appointment Thursday, June 30, 2022 Start time: 2:00 PM America/Los_Angeles - PDT Change Appointment Location Winston College 1176 Eighth Ave. New Westminster, British Columbia V3M 2R6 Canada Change Test Center	250.00	Remove

[Add Another Exam](#)

Confirm contact information

⚠ Your name must exactly match the identification (ID) that is presented at time of testing or you will not be able to take your exam. [Update my information.](#)

Name:
Michael James Rankin

Telephone:
+1 250-720-3623

[Edit](#)

Correspondence Language:

ESTIMATED TOTAL DUE: USD 262.50

[Proceed to Checkout](#)

Pay for Your Exam

- Enter the voucher number / Promotion code that you have been provided
OR
- Select Payment through Card option below



» <

Enter payment and billing

Order Total






Subtotal:	250.00
Estimated Tax:	45.00
ESTIMATED TOTAL DUE: USD 295.00	

[Add Voucher or Promo Code](#) [What is this?](#)

Voucher/Promotion Code:

Required information is marked with an asterisk (*). Enter information on this page in the single byte alphanumeric characters.

Payment

*Payment type:

Select one...



» <

Enter payment and billing

Order Total

Subtotal:	250.00
Estimated Tax:	0.00
Promotion Code:	-250.00 CTT VMware 100% Off Promo Remove
ESTIMATED TOTAL DUE: USD 0.00	

Required information is marked with an asterisk (*). Enter information on this page in the single byte alphanumeric characters.

Almost there...

Description	Details	Price
Exam 250-573: API Management Proven Professional Exam Language: English Length: 90 minutes ⓘ	Appointment Thursday, June 30, 2022 Start time: 2:00 PM America/Los_Angeles - PDT Location Winston College 1176 Eighth Ave. New Westminster, British Columbia V3M 2R6 Canada	250.00

Exams for	Order Total
Name: Michael James Rankin	Subtotal: 250.00
Symantec CertTracker ID: 2063647	Tax: 12.50
	TOTAL DUE: USD 262.50
	MCRD ****0232 USD 262.50

This online merchant, NCS Pearson, Inc., is located in the United States at 5601 Green Valley Drive, Bloomington, MN 55437.

Your payment provider may charge additional fees if they are located outside of this online merchant's country.

[Previous](#) [Cancel Order](#)

TOTAL DUE: USD 262.50

[Submit Order](#)

Tips and tricks for test-takers

BEFORE TEST DAY

Keep these tips in mind as you get ready for test day:

- Review your program's test policies — like which forms of ID are accepted — on your exam program's homepage
- Review study guides and prep materials, but don't bring them with you!
- Complete any necessary system checks if taking your exam online
- Plan to arrive early to get settled ahead of your scheduled exam



ON TEST DAY

When test day arrives, make sure to:

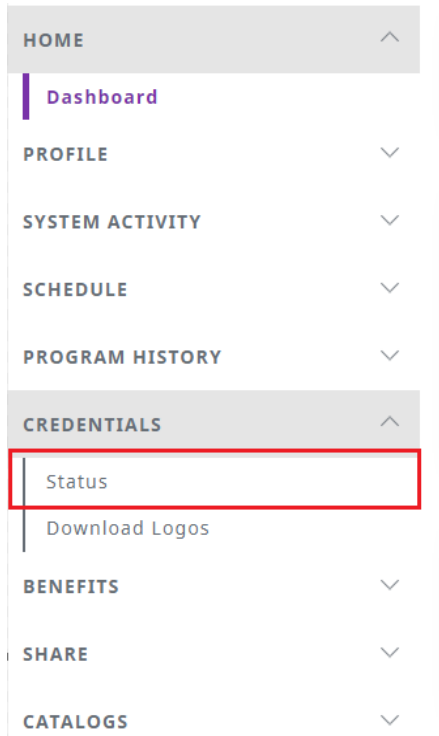
- Be well-rested and eat a meal or snack
- Give yourself enough time to get to the test center
- Bring the proper IDs with you
- Read all test instructions and candidate rules thoroughly
- Take your time and read exam questions carefully

If you have any further questions, please contact the Broadcom Certification Program Support Team at : global.exams@broadcom.com

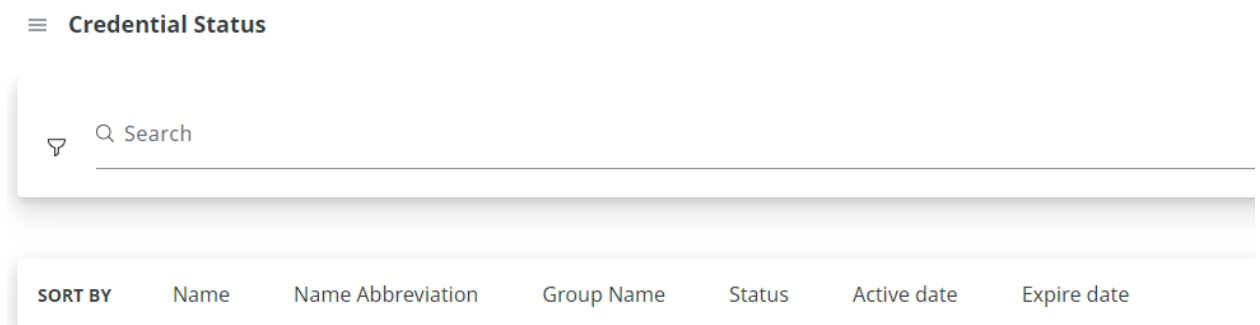
CertMetrics Dashboard continued...

Find all credentials earned

- Select 'Credentials' from the left-hand menu. Click 'Status'



- You can use filters to find the relevant credential



➤ See everything earned

Search

SORT BY Name Name Abbreviation Group Name Status Active date Expire date

Items per page: 25 1 - 25 of 42




Active	Active	Active	Active
<p>NETWORK SECURITY</p> <p>Broadcom Technical Specialist Exam (BTSE) - Web Isolation R2 Technical Specialist</p> <p>BTS_WI R2 2024</p> <p>Active date 2024-03-22 Expire date 2026-03-22</p> <p>VIEW MORE ></p>	<p>NETWORK SECURITY</p> <p>Broadcom Technical Specialist Exam (BTSE) - Symantec Web Protection - Edge SWG R1 Technical Specialist</p> <p>BTS-WPEDGE 2024</p> <p>Active date 2024-01-11 Expire date 2026-01-11</p> <p>VIEW MORE ></p>	<p>NETWORK SECURITY</p> <p>Broadcom Partner Certification - Proven Professional - Secure Access Cloud - Support</p> <p>BPC-PP-SAC Sup 2024</p> <p>Active date 2023-12-05 Expire date 2025-12-05</p> <p>VIEW MORE ></p>	<p>NETWORK SECURITY</p> <p>Broadcom Technical Specialist Exam (BTSE) - Symantec ZTNA R1 Technical Specialist</p> <p>BTS-ZTNA 2024</p> <p>Active date 2023-12-01 Expire date 2025-12-01</p> <p>VIEW MORE ></p>

[Change to list view](#)

➤ Default view shows 'Cards'.


<p>Active</p> <p>NETWORK SECURITY</p> <p>Broadcom Technical Specialist Exam (BTSE) - Web Isolation R2 Technical Specialist</p> <p>BTS_WI R2 2024</p> <p>Active date 2024-03-22 Expire date 2026-03-22</p> <p>VIEW MORE ></p>	<p>Active</p> <p>NETWORK SECURITY</p> <p>Broadcom Technical Specialist Exam (BTSE) - Symantec Web Protection - Edge SWG R1 Technical Specialist</p> <p>BTS-WPEDGE 2024</p> <p>Active date 2024-01-11 Expire date 2026-01-11</p> <p>VIEW MORE ></p>
---	---

- You can change with the selection to the right of the 'Search' bar. Select the horizontal lines to change to 'List View'

 Search  


SORT BY Name Name Abbreviation Group Name Status Active date Expire date

Items per page: 25 1 - 25 of 42 << < > >>

Active 


NETWORK SECURITY

Broadcom Technical Specialist Exam (BTSE) - Web Isolation R2 Technical Specialist

Active 


NETWORK SECURITY

Broadcom Technical Specialist Exam (BTSE) - Symantec Web Protection - Edge SWG R1

Active 

NETWORK SECURITY

Broadcom Partner Certification - Proven Professional - Secure Access Cloud - Support

Active 

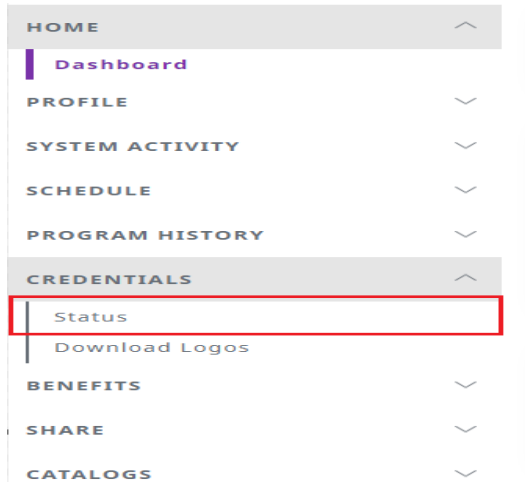
NETWORK SECURITY

Broadcom Technical Specialist Exam (BTSE) - Symantec ZTNA R1 Technical Specialist

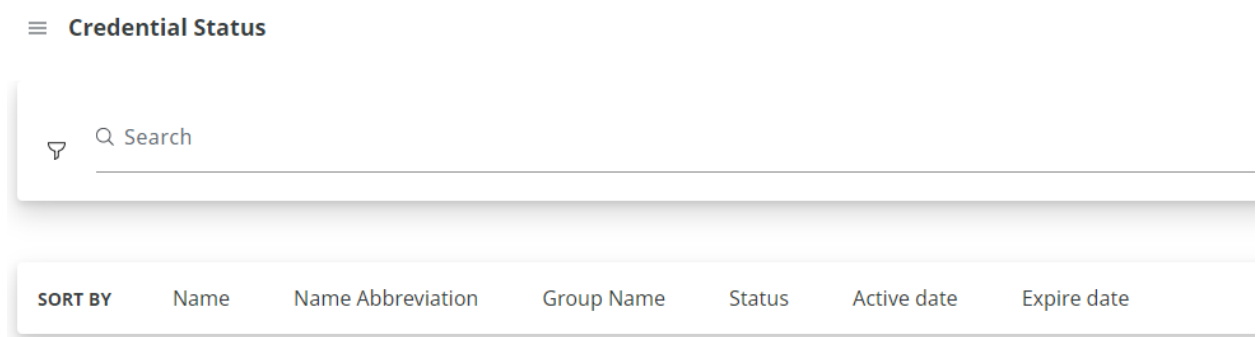
Name	Name Abbreviation	Group Name	Status	Active date	Expire date
Broadcom Technical Specialist Exam (BTSE) - Web Isolation R2 Technical Specialist	BTS_WI R2 2024	Network Security	Active	2024-03-22	2026-03-22
Broadcom Technical Specialist Exam (BTSE) - Symantec Web Protection - Edge SWG R1 Technical Specialist	BTS-WPEDGE 2024	Network Security	Active	2024-01-11	2026-01-11
Broadcom Partner Certification - Proven Professional - Secure Access Cloud - Support	BPC-PP-SAC Sup 2024	Network Security	Active	2023-12-05	2025-12-05
Broadcom Technical Specialist Exam (BTSE) - Symantec ZTNA R1 Technical Specialist	BTS-ZTNA 2024	Network Security	Active	2023-12-01	2025-12-01

How to find your e-Certificates

- Select 'Credentials' from the left hand menu. Click 'Status'



- You can use filters to find the relevant credential

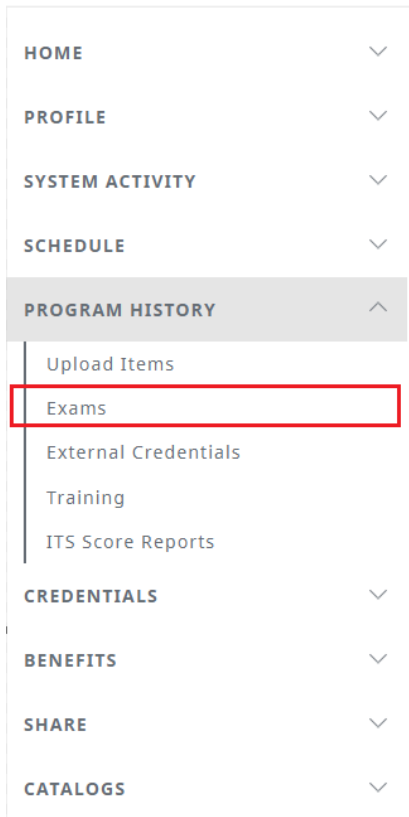


- In the upper right of screen, select 'Download Certificate'

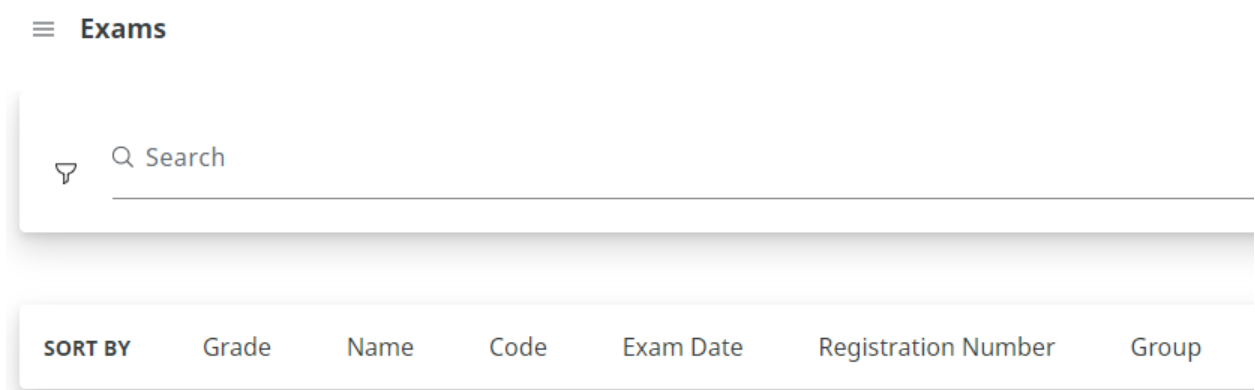


How to find my exam history

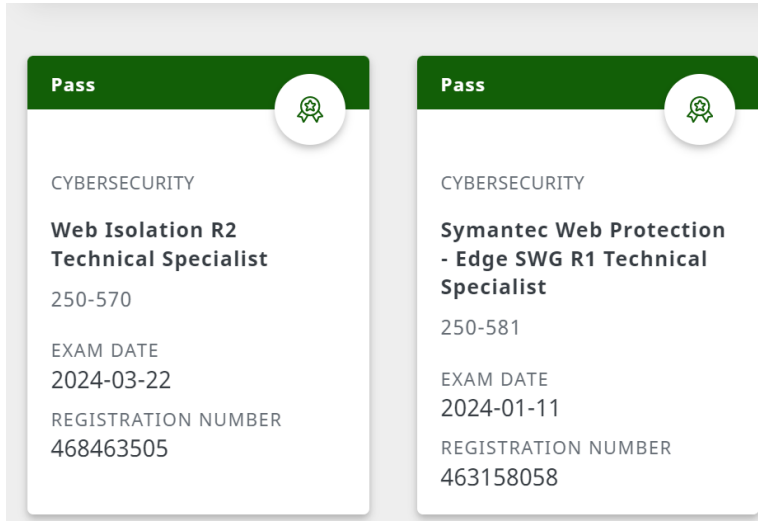
1. From the left-hand menu, select 'Program History' then 'Exams'



2. Use the search or filter functions to find the relevant exam

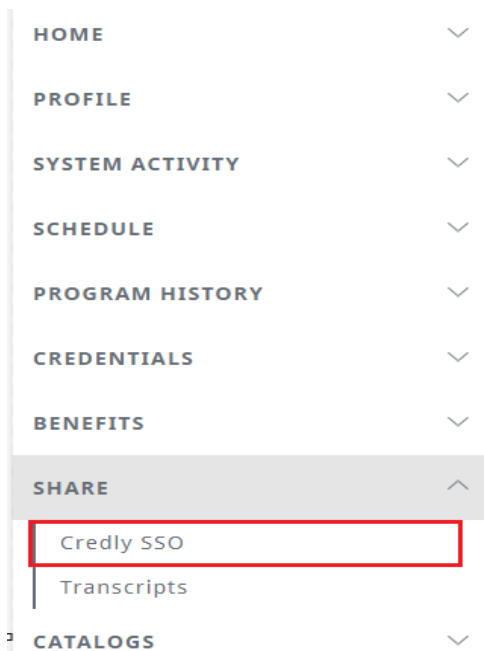


3. View the basic details of the exam attempt. You can also select the 'Information' icon to view the web site related to the exam.



Share your Digital Badges

- Select from the left-hand menu, select 'Share' then 'Credly SSO'



- Once logged into the digital badge provider (Credly), you will be able to access your proof of achievement.

- This will redirect you to the Credly site to see all of the digital badges you have earned.

Education FAQ : <https://www.broadcom.com/support/education/software/faq>

Broadcom Certification Portal:

<https://www.broadcom.com/support/education/software/certification/all-exams>

If you have any further questions, please contact the Broadcom Certification Program Support Team at global.exams@broadcom.com